

CUSTOM RUBBER CHEVRON CLEATED BELTING

APACHE | TRICO INDUSTRIAL DIVISION

CUSTOM-BUILT CLEATS FOR YOUR APPLICATION



APACHE IS THE INDUSTRY LEADER IN PRODUCING AND FABRICATING CUSTOM CHEVRON BELTS FOR BULK CONVEYING.

Chevron cleats are popular in demanding applications, such as aggregate conveying and tub grinders in the recycling industry. We use compounds with high-tensile strength and excellent elongation values for ultimate performance. Our cleats are available in standard SBR and Grade 1 compounds, as well as oil and heat resistant.

Our chevron cleats provide quick pick-up and product movement from chutes and material transfer points ... but every application is unique. That's why Apache can customize your belt, taking into consideration factors like size, shape, weight and moisture content. We have over 150 patterns available. **Which means whatever your challenge, we can fabricate a belt that works.**

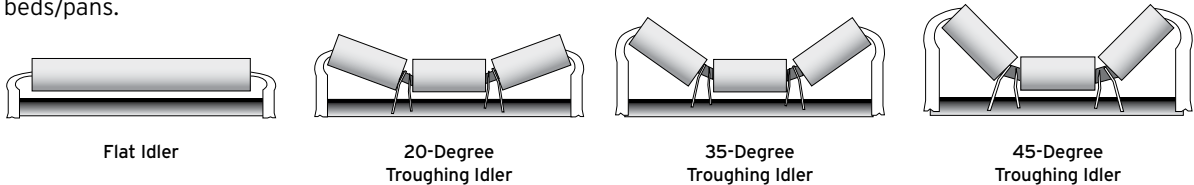
POPULAR CONVEYOR APPLICATIONS FOR CHEVRON CLEATS

- Grain
- Sand
- Aggregate
- Wood Chips
- Lumber
- Ores
- Sugar Beets
- Minerals
- Scrap Metal
- Alloys
- Coal
- Granular Material

CUSTOM CHEVRON CLEATS

Apache's custom chevron cleats typically range from 1/4" - 2" high and are designed for incline angles from 15 - 35 degrees, depending on the material conveyed. The primary function of these cleats is to prevent product rollback.

Rubber chevron cleated belts can operate on traditional troughing idlers, as well as flat idlers and metal beds/pans.



Belt with indented chevron cleats


We strongly recommend having cleats indented from the belt edges to allow for proper skirtboard rubber placement, which directs the material toward the center of the conveyor belt. Many factory-made molded chevron belts do not provide sufficient recess to accommodate skirting, resulting in spillage and housecleaning issues, particularly at the loading areas.




CHEVRON DESIGNS

Apache offers two basic chevron patterns, open-V and closed-V and recommends a "nested" configuration, where the edges of the pattern overlap.

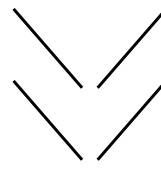
The open-V pattern allows for liquid drainage through the bottom, while the closed-V provides additional carrying capacity. When either design is nested, the cleats are in constant contact with return idlers to allow for a smooth transition on the return. When a pattern is not nested, belt bouncing can occur which leads to premature cleat failure and belt tracking issues.



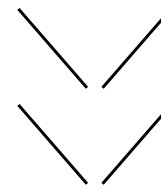
Open-V Pattern



Closed-V Pattern

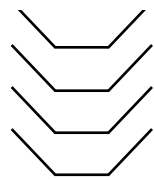


Nested Pattern




Not Nested Pattern

In addition to standard chevron cleats, Apache also offers U-shaped and Herringbone style cleats. U-shaped cleats are normally provided on close center distances for smaller materials as well as fines. Herringbone cleats are popular for larger and non-uniformed size material.



U-shaped Pattern

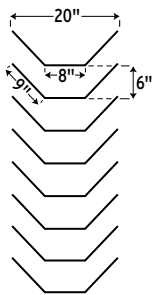


Herringbone Pattern

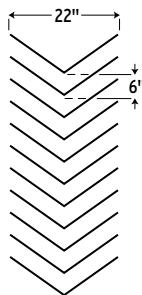
CLEAT NOTCHING:

Cleat notching is available when operating on small pulley diameters

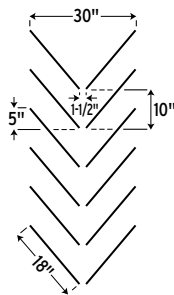
We have more than 150 different chevron patterns available and ready to customize to your specific application needs. Below is a sampling of some of our most popular designs:



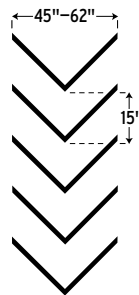
TEMPLATE #8A
1/2" x 1/2" Square
U-shaped Cleats



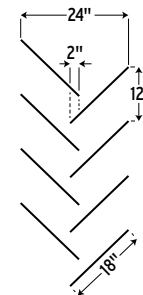
TEMPLATE #32
3/8" x 3/8"
Closed Chevrons
to 28" Wide



TEMPLATE #40
1/2" x 1/2" Square
Chevron



TEMPLATE #34
1" Height x 2" Width
45" to 62"



TEMPLATE #37A
1/2" x 1/2" Square
Herringbone 12"
to 44"

BEVELED/ ANGLED CLEAT EDGES:



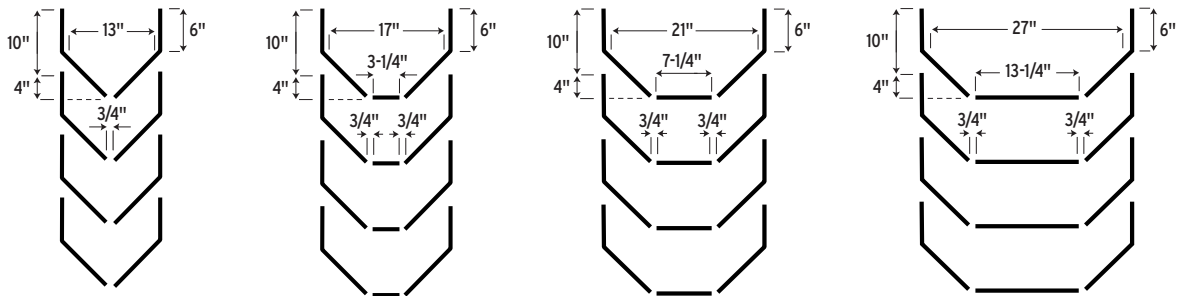
Beveled/angled leading and trailing edges are available for small pulleys and to help minimize cleat damage



Apache can vulcanize rubber cleats to virtually any rubber belt and compound in our inventory

STEEP CLIMBER™ CLEAT PATTERNS

Apache's Steep Climber, hot vulcanized rubber cleats are specifically designed for the larger materials and steeper incline angles used in troughing systems. This versatile and durable cleat pattern comes in four widths: 13", 17", 21", and 27". Cleats are spaced at 10" to ensure smooth running on return idlers.



BELT / HOSE / CUT & MOLDED PRODUCTS / ACCESSORIES

CORPORATE OFFICE 4805 Bowling Street SW / Cedar Rapids, IA 52404

INDUSTRIAL SALES 800.553.5455

CONSUMER PRODUCTS 800.459.8423

FAX 319.365.2522

WEBSITE www.apache-inc.com



REV011915 AP25 99002350

The most current revision of this information can be found on our website at www.apache-inc.com and supercedes all other versions. Please check the revision date information of any printed materials to ensure the most current information is being referenced.

